
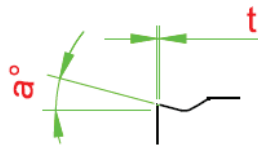
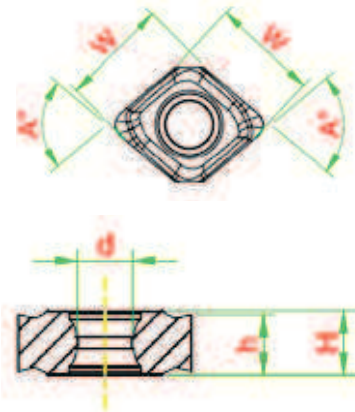


■ CN Indexable Insert

切削
條件表 **P239**
Cutting Condition

● CN 雙面菱形銑刀



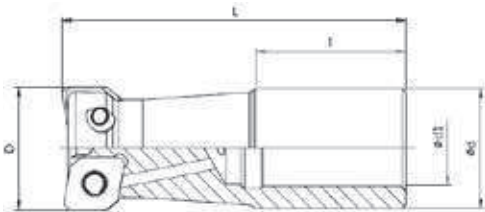
66

Shape 外觀	Item Code 規格碼	Dimensions (mm) 規格						Coating 塗層		Milling 銑削	P	M	K	
		W	d	h	H	A	a	t	nACro					SH
	CNGX07-3225	7	3.1	3.41	3.6	80	15	0.02 ~0.03		✓	Roughing 粗銑	●	▲	●
											Medium 中	●	▲	●
											Finishing 精銑	●	▲	●
	CNGX07-4225	7	3.1	3.41	3.6	80	15	0.02 ~0.03	✓		Roughing 粗銑	●	●	●
											Medium 中	●	●	●
											Finishing 精銑	●	●	●
	CNGX07-3220	7	3.1	3.41	3.6	80	15	0.02 ~0.03		✓	Roughing 粗銑	●	▲	▲
											Medium 中	●	▲	●
											Finishing 精銑	●	▲	●
	CNGX07-4220	7	3.1	3.41	3.6	80	15	0.02 ~0.03	✓		Roughing 粗銑	●	●	▲
											Medium 中	●	●	●
											Finishing 精銑	●	●	●

●: Main Application 主要應用 ▲: Secondary Application 次要應用

■ CNGX07 Indexable Shrink Fit Head & Holder

● CNGX07 捨棄式燒結刀頭 & 整體刀柄



CN Indexable Shrink Fit Head CN 捨棄式燒結刀頭

Item Code 規格碼	Dimensions (mm) 規格						Available Tools 適用工具		
	D	d	d1	L	l	齒數T*	Insert 刀片	Screw 星形螺絲	Screwdriver 旗形板手
SCN07-D1602	16	16	10	45	35.0	2	CN__07	M3x6.3x4xT10 (D07160100113)	T10
SCN07-D1603	16	16	10	45	35.0	3			
SCN07-D1702	17	16	10	45	35.0	2			
SCN07-D1703	17	16	10	45	35.0	3			
SCN07-D2003	20	20	12	45	40.0	3			
SCN07-D2004	20	20	12	45	40.0	4			
SCN07-D2103	21	20	12	45	40.0	3			
SCN07-D2104	21	20	12	45	40.0	4			



Holder 整體刀柄

Item Code 規格碼	Dimensions (mm) 規格					Available Tools 適用工具		
	D	d	L	l	齒數T*	Insert 刀片	Screw 星形螺絲	Screwdriver 旗形板手
HCN07-D1602-S16-150	16	16	150	35	2	CN__07	M3x6.3x4xT10 (D07160100113)	T10
HCN07-D1702-S16-150	17	16	150	35	2			
HCN07-D2003-S20-150	20	20	150	40	3			
HCN07-D2103-S20-150	21	20	150	40	3			