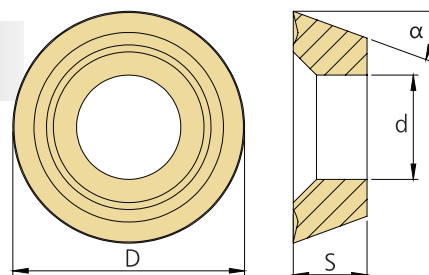




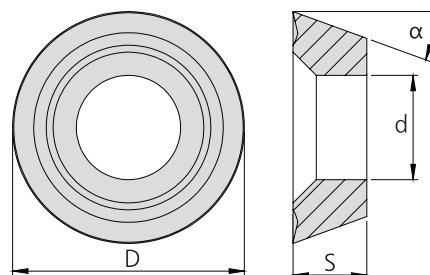
RD - Indexable Radius End Mill 捨棄式圓鼻銑刀

RD INSERTS 刀片



Shape 外觀	Order No. 品號	Item code 規格碼	Dimensions(mm) 規格				Coating 塗層	Available Tools 適用刀架		
			D	S	d	α		Shank Type 直柄式 Page	Shell Type 刀盤式 Page	Screw-in Type 鎖牙式 Page
	JFRD2001-2	RDEW0501M0-3225	5	1.59	2.1	15°	SH	5、6	7、8	9、10
	JFRD2002-2	RDEW0702M0-3225	7	2.38	2.75	15°				
	JFRD2003-2	RDEW1003M0-3225	10	3.18	4.5	15°				
	JFRD2004-2	RDEX0802M0-3225	8	2.38	3.4	15°				
	JFRD2005-2	RDEX10T3M0-3225	10	3.97	4.5	15°				
	JFRD2006-2	RDEX1204M0-3225	12	4.76	4.5	15°				
	JFRD2007-2	RDEX1604M0-3225	16	4.76	5.5	15°				

RD INSERTS for Aluminum 鋁用刀片

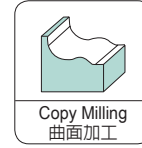
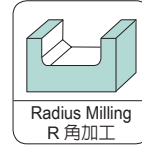


Shape 外觀	Order No. 品號	Item code 規格碼	Dimensions(mm) 規格				Coating 塗層	Available Tools 適用刀架						
			D	S	d	α		Shank Type 直柄式 Page	Shell Type 刀盤式 Page	Screw-in Type 鎖牙式 Page				
	JFRD2002-b	RDHX0702EF-0225	7	2.33	2.75	15°	No	5、6	7、8	9、10				
	JFRD2003-b	RDHX1003EF-0225	10	3.12	4.5	15°								
	JFRD2004-b	RDHX0802EF-0225	8	2.32	3.4	15°								
	JFRD2005-b	RDHX10T3EF-0225	10	3.92	4.5	15°								
	JFRD2006-b	RDHX1204EF-0225	12	4.72	4.5	15°								
	JFRD2007-b	RDHX1604EF-0225	16	4.72	5.5	15°								
	JFRD2002-b1	RDHX0702EF-7225	7	2.33	2.75	15°					TB	5、6	7、8	9、10
	JFRD2003-b1	RDHX1003EF-7225	10	3.12	4.5	15°								
	JFRD2004-b1	RDHX0802EF-7225	8	2.32	3.4	15°								
	JFRD2005-b1	RDHX10T3EF-7225	10	3.92	4.5	15°								
	JFRD2006-b1	RDHX1204EF-7225	12	4.72	4.5	15°								
	JFRD2007-b1	RDHX1604EF-7225	16	4.72	5.5	15°								



RD - Indexable Radius End Mill 捨棄式圓鼻銼刀

RD SHANK TYPE 直柄式



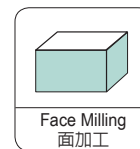
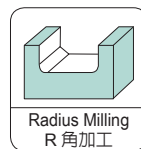
Item code 品名	Dimensions(mm) 規格				Teeth 刃數	Available Insert 適用刀片	Page 頁碼	
	D	d	L	L1				
RD051-D122-S12-100	12	12	100	22	2	RDEW0501	4	
RD051-D132-S12-100	13	12	100	18	2			
RD051-D164-S16-150	16	16	150	30	4			
RD051-D164-S16-200			200					
RD051-D174-S16-150	17	16	150	20	4			
RD051-D174-S16-200			200					
RD072-D162-S16-150	16	16	150	35	2			RDEW0702
RD072-D162-S16-200			200					
RD072-D172-S16-150	17	16	150	20	2			
RD072-D172-S16-200			200					
RD072-D203-S20-150	20	20	150	35	3			
RD072-D203-S20-200			200					
RD072-D213-S20-150	21	20	150	25	3			
RD072-D213-S20-200			200					
RD072-D254-S25-150	25	25	150	40	4			
RD072-D254-S25-200			200					
RD072-D254-S25-250			250					
RD072-D255-S25-150	25	25	150	40	5			
RD072-D255-S25-200			200					
RD072-D255-S25-250			250					
RD072-D264-S25-150	26	25	150	25	4			
RD072-D264-S25-200			200					
RD072-D264-S25-250			250					
RD072-D265-S25-150	26	25	150	25	5			
RD072-D265-S25-200			200					
RD072-D265-S25-250			250					

Item code 品名	Dimensions(mm) 規格				Teeth 刃數	Available Insert 適用刀片	Page 頁碼
	D	d	L	L1			
RD072-D355-S32-150	35	32	150	30	5	RDEW0702	
RD072-D355-S32-200			200				
RD072-D356-S32-150	35	32	150	30	6		
RD072-D356-S32-200			200				
RD103-D202-S20-150	20	20	150	40	2	RDEW1003	
RD103-D202-S20-200			200				
RD103-D212-S20-150	21	20	150	25	2		
RD103-D212-S20-200			200				
RD103-D253-S25-150	25	25	150	40	3		
RD103-D253-S25-200			200				
RD103-D253-S25-250			250				
RD103-D263-S25-150	26	25	150	25	3		
RD103-D263-S25-200			200				
RD103-D263-S25-250			250				
RD103-D303-S25-150	30	25	150	25	3		
RD103-D303-S25-200			200				
RD103-D303-S25-250			250				
RD103-D323-S32-150	32	32	150	40	3		
RD103-D323-S32-200			200				
RD103-D323-S32-250			250				
RD103-D353-S32-150	35	32	150	40	3		
RD103-D353-S32-200			200				
RD103-D353-S32-250			250				
RD103-D354-S32-150	35	32	150	40	4		
RD103-D354-S32-200			200				
RD103-D354-S32-250			250				



RD - Indexable Radius End Mill 捨棄式圓鼻銑刀

RD EASY-CUT SHANK TYPE 直柄快削式



Item code 品名	Dimensions(mm) 規格				Teeth 刃數	Available Insert 適用刀片	Page 頁碼
	D	d	L	L1			
C 12-4R 12-130	12	12	130	30	1	RDEX0802	4
C 16-4R 16-150	16	16	150	35	1		
C 16-4R 16-200			200				
C 16-4R 172-150	17	16	150	25	2		
C 20-4R 20-150	20	20	150	40	2		
C 20-4R 20-200			200				
C 20-4R 21-150	21	20	150	25	2		
C 20-4R 21-200			200				
C 25-5R 25-150	25	25	150	45	2		
C 25-5R 25-200			200				
C 25-5R 25-250			250				
C 25-5R 26-150	26	25	150	30	2		
C 25-5R 26-200			200				
C 25-5R 26-250			250				
C 25-5R 302-150	30	25	150	35	2		
C 25-5R 302-200			200				
C 25-5R 302-250			250				
C 25-5R 303-150	30	25	150	35	3		
C 25-5R 303-200			200				
C 25-5R 303-250			250				
C 32-5R 32-150	32	32	150	45	3		
C 32-5R 32-200			200				
C 32-5R 32-250			250				
C 32-5R 32-300			300				
C 32-5R 35-150	35	32	150	50	3		
C 32-5R 35-200			200				
C 32-5R 35-250			250				
C 32-5R 35-300			300				
C 32-5R 40-150	40	32	150	50	3		
C 32-5R 40-200			200				
C 32-5R 40-250			250				
C 32-5R 40-300			300				

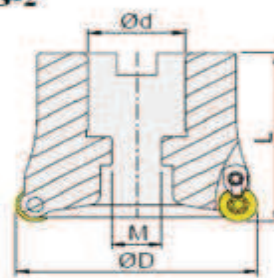


RD - Indexable Radius End Mill 捨棄式圓鼻銑刀

RD SHELL TYPE 刀盤式



FIG-2

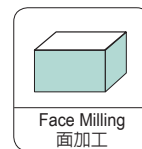
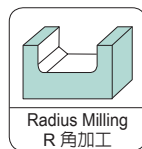


Item code 品名	Dimensions(mm) 規格				Teeth 刃數	Available Insert 適用刀片	Page 頁碼
	D	d	L	L1			
RD103-D504-22.0	50	22	40	11	4	RDEW1003	4
RD103-D505-22.0	50				5		
RD103-D504-25.4	50	25.4	40	11	4		
RD103-D505-25.4					5		
RD103-D635-25.4	63	25.4	50	13	5		
RD103-D636-25.4	63				6		

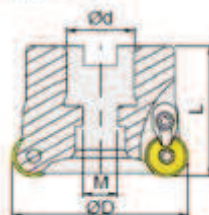


RD - Indexable Radius End Mill 捨棄式圓鼻銑刀

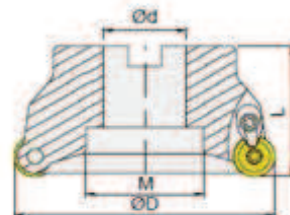
RD EASY-CUT SHELL TYPE 刀盤快削式



Ø50 / Ø63 / Ø66 / Ø80



Ø100

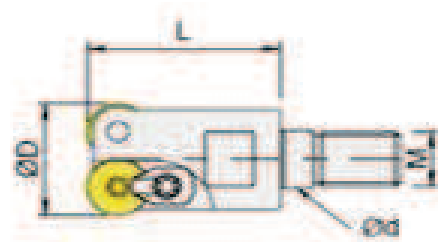
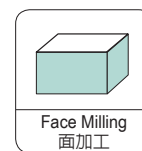


Item code 品名	Dimensions(mm) 規格				Teeth 刃數	Available Insert 適用刀片	Page 頁碼	
	D	d	L	L1				
RM-5R504-22.0	50	22	50	11	4	RDEX10T3	4	
RM-5R504-25.4		25.4	50	13	4			
RM-5R635-25.4	63	25.4	50	13	5			
RM-5R806-25.4	80	25.4	50	13	6			
RM-6R504-22.0	50	22	50	11	4			RDEX1204
RM-6R504-25.4		25.4	50	13	4			
RM-6R635-25.4	63	25.4	50	13	5			
RM-6R635-27.0		27						
RM-6R665-25.4	66	25.4	50	13	5			
RM-6R806-25.4	80	25.4	50	13	6			
RM-6R805-27.0		27	50	13	5			
RM-6R806-27.0		27	50	13	6			
RM-8R634-25.4		66	25.4	50	13	4		
RM-8R635-25.4	25.4		50	13	5			
RM-8R635-27.0	27		50	13	5			
RM-8R664-25.4	25.4		50	13	4			
RM-8R665-25.4	25.4		50	13	5			
RM-8R664-27.0	27		50	13	4			
RM-8R665-27.0	27		50	13	5			
RM-8R805-25.4	80		25.4	55	13	5		
RM-8R805-27.0			27	55	13	5		
RM-8R806-27.0			27	55	13	6		



RD - Indexable Ball-nose End Mill Holder 高效捨棄式球刀架

HAR SCREW-IN TYPE 鎖牙式



Item code 品名	Dimensions(mm) 規格				Teeth 刃數	Available Insert 適用刀片	Page 頁碼
	D	d	L	M			
HAR08-162-MD14	16	8.5	23	M8	2	RDEX0802	4
HAR08-172-MD14	17	8.5	23	M8	2		
HAR08-202-MD18	20	10.5	30	M10	2		
HAR08-212-MD18	21	10.5	30	M10	2		
HAR08-253-MD23	25	12.5	35	M12	3		
HAR10-202-MD18	20	10.5	30	M10	2	RDEX10T3	
HAR10-212-MD18	21	10.5	30	M10	2		
HAR10-252-MD23	25	12.5	35	M12	2		
HAR10-253-MD23	25	12.5	35	M12	3		
HAR10-262-MD23	26	12.5	35	M12	2		
HAR10-263-MD23	26	12.5	35	M12	3		
HAR10-302-MD29	30	17	43	M16	2		
HAR10-323-MD29	32	17	43	M16	3		
HAR10-353-MD29	35	17	43	M16	3		
HAR10-354-MD29	35	17	43	M16	4		
HAR10-404-MD29	40	17	43	M16	4	RDEX1204	
HAR10-424-MD29	42	17	43	M16	4		
HAR10-425-MD29	42	17	43	M16	5		
HAR12-252-MD23	25	12.5	35	M12	2		
HAR12-353-MD29	35	17	43	M16	3		
HAR12-404-MD29	40	17	43	M16	4		
HAR12-424-MD29	42	17	43	M16	4		



RD - Indexable Ball-nose End Mill Holder

高效捨棄式球刀架

RD SCREW-IN TYPE 鎖牙式

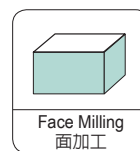
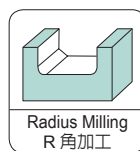
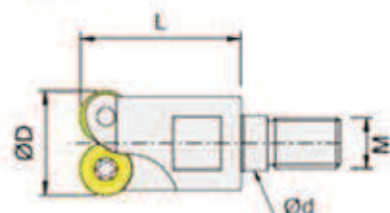


FIG-1



Item code 品名	Dimensions(mm) 規格				Teeth 刃數	Available Insert 適用刀片	Page 頁碼
	D	d	L	M			
RD051-D122-MD11	12	6.5	18	M6	2	RD..0501..	4
RD051-D123-MD11	12	6.5	18	M6	2		
RD051-D132-MD11	13	6.5	18	M6	2		
RD051-D133-MD11	13	6.5	18	M6	2		
RD051-D164-MD14	16	8.5	23	M8	4		
RD051-D174-MD14	17	8.5	23	M8	4		
RD072-D152-MD14	15	8.5	23	M8	2	RD..0702..	
RD072-D162-MD14	16	8.5	23	M8	2		
RD072-D163-MD14	16	8.5	23	M8	3		
RD072-D172-MD14	17	8.5	23	M8	2		
RD072-D173-MD14	17	8.5	23	M8	3		
RD072-D203-MD18	20	10.5	30	M10	3		
RD072-D212-MD18	21	10.5	30	M10	2		
RD072-D213-MD18	21	10.5	30	M10	3		
RD072-D223-MD18	22	10.5	30	M10	3		
RD072-D254-MD23	25	12.5	35	M12	4		
RD072-D255-MD23	25	12.5	35	M12	5		
RD072-D264-MD23	26	12.5	35	M12	4		
RD072-D265-MD23	26	12.5	35	M12	5		
RD072-D355-MD29	35	17	43	M16	5		
RD072-D356-MD29	35	17	43	M16	6		
RD103-D202-MD18	20	10.5	30	M10	2		
RD103-D212-MD18	21	10.5	30	M10	2		
RD103-D253-MD23	25	12.5	35	M12	3		
RD103-D263-MD23	26	12.5	35	M12	3		
RD103-D303-MD23	30	12.5	35	M12	3		
RD103-D323-MD29	32	17	43	M16	3		
RD103-D353-MD29	35	17	43	M16	3		
RD103-D354-MD29	35	17	43	M16	4		




RD - Indexable Shank 替換式延長桿

MD SHANK FOR SCREW-IN HEAD 鎖牙式刀桿



Item code	Dimensions(mm) 規格						Screw-In Holder 鎖牙式刀架
	d	L	M	D	D2	L1	
MD14-A16-150K	16	150	M8	8.5	14	10	9、10
MD14-A16-200K		200					
MD18-A20-150K	20	150	M10	10.5	18	12	
MD18-A20-250K		250					
MD23-A25-200K	25	200	M12	12.5	23	15	
MD23-A25-300K		300					
MD29-A32-200K	32	200	M16	17	29	18	
MD29-A32-350K		350					



Item code	Dimensions(mm) 規格						Screw-In Holder 鎖牙式刀架
	d	L	M	D	D2	L1	
MD14-A20-200K	20	200	M8	8.5	14	50	9、10
MD14-A20-250K	20	250	M8	8.5	14	50	
MD18-A25-200K	25	200	M10	10.5	18	60	
MD18-A25-250K	25	250	M10	10.5	18	60	
MD23-A32-250K	32	250	M12	12.5	23	70	
MD23-A32-350K	32	350	M12	12.5	23	70	
MD29-A42-250K	42	250	M16	17	29	100	
MD29-A42-350K	42	350	M16	17	29	100	